




**PLANTING REPORT BY FIELD** | 2023 Soybeans • Gerdes Farms

Created: 14/07/2023

Field	Avg Population (seeds/ac)	Planted Area (ac)
 <b>S 38</b> 38.8 ac • Gerdes • Jay Gerdes	150,428	39.0
 <b>O</b> 197.7 ac • Gerdes • Jim Gerdes	143,809	156.7
 <b>Marks</b> 2.5 ac • Gerdes • Jay Gerdes	140,532	1.2
 <b>B-C</b> 143.5 ac • Gerdes • Jim Gerdes	140,424	143.8
 <b>B</b> 155.3 ac • Gerdes • Jay Gerdes	140,382	158.7
 <b>4</b> 46.4 ac • Gerdes • Jim Gerdes	139,009	46.1
 <b>8 &amp; 9</b> 108.1 ac • Gerdes • Jim Gerdes	135,067	109.3
 <b>S135</b> 152.4 ac • Gerdes • Jay Gerdes	134,135	152.4
 <b>1-2 Stone Church</b> 74.6 ac • Gerdes • Jay Gerdes	134,049	76.3

	<b>1-2</b> 159.2 ac • Gerdes • Jim Gerdes	<b>132,647</b>	<b>160.0</b>
	<b>Jon 1</b> 279.6 ac • Gerdes • Jon Gerdes	<b>122,068</b>	<b>292.1</b>
	<b>G&amp;H</b> 125.9 ac • Gerdes • Jim Gerdes	<b>118,917</b>	<b>127.2</b>
<b>12 Fields</b>		<b>133,231 seeds/ac</b>	<b>1,462.9 ac</b>